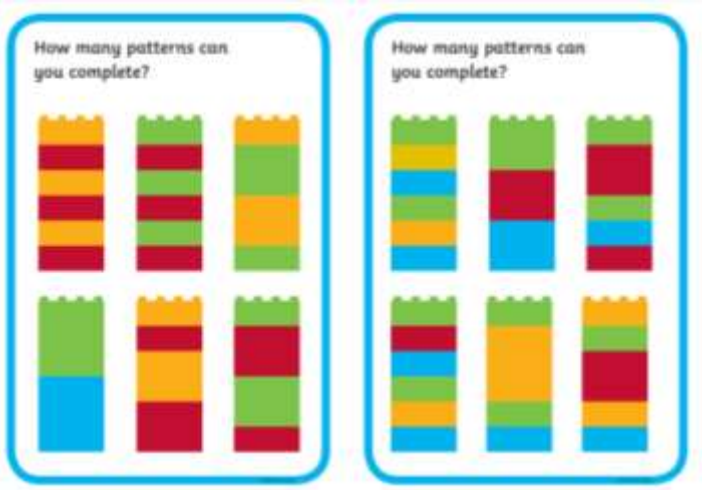



Reception Core subjects home learning tasks W/C 15.6.20

Good morning children and parents. I hope you're all well and have had a good week. Hopefully getting back into the swing of things with learning hasn't been too tricky - I am well aware that as time goes on it's getting harder for some of the children to keep motivated, but it's great to see a continued influx of work being completed, so a big well done from me! Do not forget to complete doodle maths and Purplemash activities and to keep in touch on our class blog. I hope that you are all preparing for our online talent show - send your videos to our class blog or email them to me and I will add them. I cannot wait to see your many talents! Mrs Liddy and I are confident that Britain's Got Talent awaits us after you see our entry!! Take care everyone, Mrs Lake

English	Maths	RE
<p>Continue to practise blending words and sentences. Play games online and at home to help with this.</p> <p>Think about the sound ow. Can you practise saying the sound and blending it into words such as cow, now, how, down, drown Can you put these words into a sentence? Say your sentence many times and then have a go at writing it down.</p> <p>Play the yes/no game. Ask a grown up to write some sentences onto different pieces of paper. Some of them can be sensible and others really silly such as,</p> <ol style="list-style-type: none"> <li>1. My mum has a big hat.</li> <li>2. Horses can eat fish and chips.</li> </ol> <p>You have to read the sentences and write yes (for sensible) or no (for not sensible) next to each one.</p>	<p>Use doodle maths each day. I have set tasks for you to do, as well as the practise games that you already use. Our focus for this half term is accurate counting and ordering of numbers to 20. This will enable us to double, halve and share.</p>	<p>Don't forget that mass is live streamed each Sunday.</p> <p>Continue practicing saying the 'Hail Mary' and 'Our Father' at bedtime.</p> <p>Prayer ideas are on our school website. <i>school website</i> → <i>Covid-19 update</i> → <i>practical prayer guides</i></p> <p>Continue to practise learning and saying the Our Father prayer.</p>
<p>Using the Oak Tree Academy website <a href="https://www.thenational.academy/">https://www.thenational.academy/</a>. Under schedule, click onto Reception and then Week 7. In literacy follow the daily lessons. These will start with a phonics input each day and will then build on these skills as follows: Day 1: Listen to 'The Hundred Decker Bus' by Mike Smith. Discuss the story and consider where you would go on the bus. Day 2: Listen to 'The Hundred Decker Bus' by Mike Smith. Design your own bus. Day 3: Draw a story map, to describe our feature story. Day 4: Read a post card and then draw a picture for your own postcard.</p>	<p>Use Purplemash to access maths city and play number recognition and counting games. I will also set some memory and number recognition games in your 2do's.</p> <p>Other websites with daily maths lessons include: <a href="https://www.thenational.academy/">https://www.thenational.academy/</a>. <a href="https://whiterosemaths.com/homelearning/early-years/">https://whiterosemaths.com/homelearning/early-years/</a> Just follow the links for Early years/Reception on both sites for daily, practical maths lessons.</p>	<p>Usually at this time of year we would be seeing how much of their RE learning the children have retained. Could you therefore practise the following with your child:</p> <ul style="list-style-type: none"> <li>• Making the sign of the cross accurately.</li> <li>• Saying the Hail Mary accurately.</li> <li>• Recognising the Holy Family.</li> <li>• Recognising and naming the Bible.</li> <li>• Reciting (briefly) a Bible story.</li> <li>• Remembering the Nativity story.</li> </ul>

<p>Day 5: Write your postcard.</p>		
<p>Unfortunately, we will not be able to see our special friends in school again, which is really sad. However, we are going to try and keep in touch with them and to wish them well as they get ready to start their new schools. I know that they are feeling a little bit nervous about this.</p> <p>So I am asking each of you to write a letter to your special friend and send it to school or email a picture of it to me and I will ensure that each YR6 pupil receives your letters. You can add drawings, photographs and writing. You must all remember the following:</p> <ul style="list-style-type: none"> <li>• Can you use interesting connectives and wow words?</li> <li>• Can you remember punctuation (capital letter, finger spaces, full stops?)</li> <li>• Can you sound out a simple word/sentence using phonic knowledge?</li> </ul>	<p><b>Repeating Patterns</b>  Can you make a repeating pattern using natural objects, buttons, crayons? Can you use more than two colours, shapes?  Can you make a repeating pattern fruit kebab. Send me a picture to share with everyone. Try this with Lego, see below:</p> 	<p>Can you make a star hat for someone in your family? Bend a length of card or paper into a hat shape. Add a cut out star. Write why you love them onto the star and decorate. They get to be the star for the day!</p>
<p>Read lots! Use your own books, audio books or the books on PurpleMash.</p>	<p><b>Maths: Naming 3D Shapes</b>  Home Learning Challenges</p> <div data-bbox="724 1128 1050 1242"> <p>Look at some empty packages and boxes. What shape are they? Can you find a cube, a cylinder or a cuboid shape? Bring in some 3D shape boxes to show the class.</p> </div> <div data-bbox="724 1274 1050 1364"> <p>Use some playdough or salt dough to make 3D shapes. Can you make a sphere, a cube, a cuboid, a cylinder and a pyramid?</p> </div> <div data-bbox="1071 1128 1396 1461"> <p>Make a collection of small objects that are 3D shapes, such as a small ball, a toy building brick, a dice and a glue stick. Hide the objects in a bag and then put your hand in the bag to choose one of the objects. Describe the shape to an adult and see if they can guess the shape you are holding. Then, they could describe a shape for you to guess!</p> </div> 	<p>Can you research all of the things that you would see at church? Use a large box, Lego or bricks and build a model church. Can you include the pews, alter, crucifix, lectern etc? Send me a picture of your finished product!</p>

<p>Complete the activities set in 2do on Purplemash. Remember you can read or hear the instructions for these activities by pressing the green triangle button.</p> <p>Remember to keep in touch, using our class blog on Purplemash. Add your talent show videos!</p>	<p>Counting in Tens</p> <p>Can you make towers of 10, using Lego, bricks or stickl bricks. Use these towers to count in tens. Can you label your towers by writing the numbers 10, 20 ,30, 40 onto paper?</p>	<p>Joyful June Activity!</p> <p>Ask a loved one what they feel grateful for and share your ideas together. Say a prayer of thanks.</p>
--	---	--

### Sports Day Activity

Register at the following website to take part in some sports day challenges. We will be focusing this on our school website each week and on here too! Get active and have fun!! [www.sgochallenge.com](http://www.sgochallenge.com).

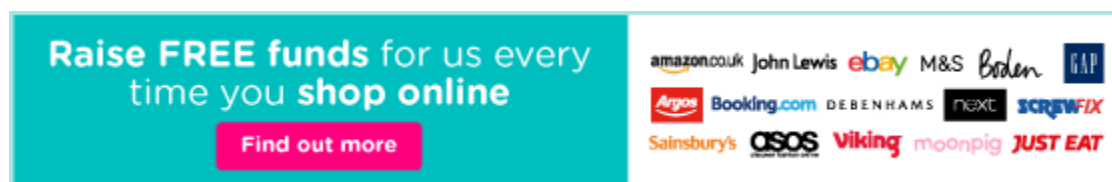
### School PTA

Our Lady of Fatima Catholic Primary School is now registered with easyfundraising, which means you can raise FREE donations for us every time you shop online.

Over 4,000 shops and sites will donate to us when you use easyfundraising to shop with them – at no extra cost to yourself!

Parents can help the school and the children, even at a distance, with no cost to themselves; help the school community through this difficult time and ensure that we can provide some great resources/activities/enrichment for the children to make their time at school memorable. These donations really mount up and make a big difference to us, so we'd really appreciate it if you could take a moment to sign up and support us.

It's completely free and only takes a moment. Just click the banner below or visit <https://www.easyfundraising.org.uk>:



### Useful websites and activities to aid you children's timetable through the day

- This site has a free parents section, where you can play games for both phonics and maths. There are also worksheets that you can download to print, if you have a printer. Within the site there are videos about how to say each letter sound and how to teach them to your children.  
<https://home.oxfordowl.co.uk/>

- The following site has a live reading <https://learnliveuk.com/learn-live-read-channel/>
- At school, we listen to many stories using this website. <https://www.storylineonline.net/>
- This site lets you search for educational games <https://www.topmarks.co.uk/>
- Free resources on Twinkl: <https://www.twinkl.co.uk/home-learning-hub>
- Daily Prayer: <https://www.loyolapress.com/our-catholic-faith/prayer>

Here's what various celebrities are offering you and your children for free daily to help with their education while schools are closed:

9.00am: PE with Joe Wicks [https://youtu.be/6v-a\\_dpwhro](https://youtu.be/6v-a_dpwhro)

10.00am: Maths with Carol Vorderman [www.themathsfactor.com](http://www.themathsfactor.com)

11.00am: English with David Walliams <https://www.worldofdavidwalliams.com/elevenses>

12.00pm: Lunch (cooking with kids: Jamie Oliver) <https://www.youtube.com/playlist?list=PLcpoB2VESJme7lSxXEcXyVtFPsMI78lcL>

The government have released daily lessons which can be found on the following websites:

<https://www.thenational.academy/>

<https://www.bbc.co.uk/bitesize/primary>